Trackman $100.00 / 1 heure

Optimiser

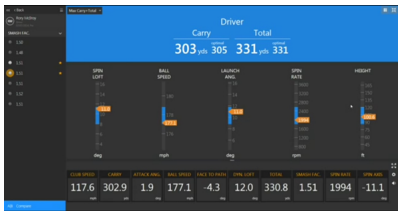

Maximiser la distance de vos drives

TRACKMAN Driver Fitting Chart: CARRY Optimizer

Club Speed (mph)	Attack Angle (deg)	Ball Speed (mph)	Launch Angle (deg)	Spin Rate (rpm)	Carry (yards)	Total (yards)	Dynamic Loft (deg)
75	-5	104	14.6	3722	143	166	18.2
	0	107	16.3	3121	154	178	19.2
	5	108	19.2	2720	164	187	21.8
80	-5	113	12.9	3652	160	176	16.2
	0	115	15.5	3179	171	187	18.3
	5	116	18.0	2648	181	197	20.3
85	-5	121	11.9	3669	175	199	15.0
	0	123	14.5	3164	187	211	17.1
	5	124	17.0	2596	197	223	19.1
90	-5	129	11.1	3689	191	215	14.0
	0	131	13.4	3093	203	228	15.8
	5	132	16.4	2633	214	239	18.5
95	-5	137	9.9	3626	207	243	12.6
	0	138	12.7	3114	219	244	15.0
	5	140	15.7	2595	231	256	17.6

Club Speed (mph)	Attack Angle (deg)	Ball Speed (mph)	Launch Angle (deg)	Spin Rate (rpm)	Carry (yards)	Total (yards)	Dynamic Loft (deg)
100	-5	144	9.6	3722	222	244	12.2
	0	146	12.1	3118	235	272	14.3
	5	148	14.9	2538	247	272	16.7
105	-5	152	8.7	3675	237	260	11.1
	0	154	11.2	3038	251	275	13.2
	5	155	14.5	2563	263	288	16.2
110	-5	160	7.7	3570	252	275	9.9
	0	162	10.5	2970	266	291	12.3
	5	163	13.7	2435	279	305	15.2
115	-5	168	7.0	3548	266	290	9.2
	0	170	9.8	2919	281	306	11.6
	5	171	13.0	2358	295	321	14.4
120	-5	176	6.1	3433	281	305	8.1
	0	178	9.3	2890	296	321	11.0
	5	179	12.6	2343	310	350	14.0

Trackman Combine

Nous savons que les joueurs du PGA Tour = 83 Et vous, quel est votre score?

Passer le TrackMan Combine test

Au Club de Golf Vallée des Forts ou au Stade du Haut-Richelieu

Prix : $ 100.00



WHAT IS THE TRACKMAN COMBINE?

The TrackMan Combine tests your ability to hit shots ranging from 60 yards up to the Driver. It's a 40 minute test that evaluates your distance control and accuracy throughout your bag as well as your ability to hit the driver long and straight.

DYK – On average, a TOUR Player will hit the ball 18 feet from the hole at 100 yards.

*The average TOUR Player will only make this putt 17% of the time!

WHY SHOULD I TAKE THE TRACKMAN COMBINE TEST?

Whether you are an aspiring junior player or leisure golfer, the TrackMan Combine can help you find the strengths and weaknesses of your game.

- Is my driver a good fit for me?
- What is my best distance to layup to?
- Do I know how far I carry my clubs?
- Should I add another wedge to my bag?
- Am I good enough to play college golf?
- What are my common swing faults?

"The TrackMan Combine delivers in 40 minutes what it would take a golfer hundreds of rounds of pelmeleting data collection. It is by far the most complete ball striking assessment I have seen.

– Harry Brunton, Head Coach - Canadian National Team

EXAMPLE OF TRACKMAN COMBINE SCORES

	TOUR PRO	D1 MALE	D1 FEMALE
Target	Average Distance From Pin (feet)		
60 yds	10'2"	21'9"	21'11"
70 yds	9'7"	11'6"	12'1"
80 yds	9'11"	15'2"	13'2"
90 yds	10'10"	17'7"	22'0"
100 yds	10'6"	24'7"	36'4"
120 yds	8'5"	20'7"	18'8"
140 yds	22'2"	22'4"	21'6"
160 yds	23'1"	19'7"	16'0"
180 yds	19'8"	24'1"	25'2"

Drives	TOUR PRO	D1 MALE	D1 FEMALE
Total (yds)	286	282	267
Side (yds)	10.3	7.0	5.7

	TOUR PRO	D1 MALE	D1 FEMALE
Total Score	87.1	78.8	75.1

*Score out of 100 possible points

"I can't recall a more effective and efficient golf practice protocol.

– Conrad Ray, Men's Coach Stanford University

Gapping: Connaître précisément la distance à laquelle vous frappez chacun de vos bâtons

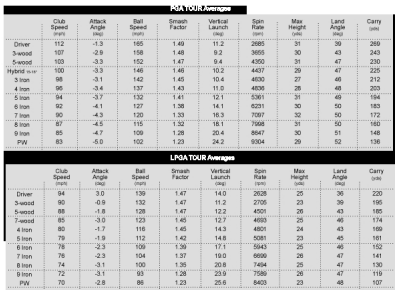

PGA TOUR Averages

	Club Speed (mph)	Attack Angle (deg)	Ball Speed (mph)	Smash Factor	Vertical Launch (deg)	Spin Rate (rpm)	Max Height (yds)	Land Angle (deg)	Carry (yds)
Driver	112	-1.3	165	1.49	11.2	2685	31	39	269
3-wood	107	-2.9	158	1.48	9.2	3655	30	43	243
5-wood	103	-3.3	152	1.47	9.4	4350	31	47	230
Hybrid (5-7)	100	-3.3	146	1.46	10.2	4437	29	47	225
3 Iron	98	-3.1	142	1.45	10.4	4630	27	46	212
4 Iron	96	-3.4	137	1.43	11.0	4836	28	48	203
5 Iron	94	-3.7	132	1.41	12.1	5361	31	49	194
6 Iron	92	-4.1	127	1.38	14.1	6231	30	50	183
7 Iron	90	-4.3	120	1.33	16.3	7097	32	50	172
8 Iron	87	-4.5	115	1.32	18.1	7968	31	50	160
9 Iron	85	-4.7	109	1.28	20.4	8647	30	51	148
PW	83	-5.0	102	1.23	24.2	9304	29	52	136

LPGA TOUR Averages

	Club Speed (mph)	Attack Angle (deg)	Ball Speed (mph)	Smash Factor	Vertical Launch (deg)	Spin Rate (rpm)	Max Height (yds)	Land Angle (deg)	Carry (yds)
Driver	94	3.0	139	1.47	14.0	2628	25	36	220
3-wood	90	-0.9	132	1.47	11.2	2705	23	39	195
5-wood	88	-1.8	128	1.47	12.2	4501	26	43	185
7-wood	85	-3.0	123	1.45	12.7	4693	25	46	174
4 Iron	80	-1.7	116	1.45	14.3	4801	24	43	169
5 Iron	79	-1.9	112	1.42	14.8	5081	23	45	161
6 Iron	78	-2.3	109	1.39	17.1	5943	25	46	152
7 Iron	76	-2.3	104	1.37	19.0	6699	26	47	141
8 Iron	74	-3.1	100	1.35	20.8	7494	25	47	130
9 Iron	72	-3.1	93	1.28	23.9	7586	26	47	119
PW	70	-2.8	86	1.23	25.6	8403	23	48	107